



F O O D s e r v i c e™
E Q U I P M E N T M A R K E T I N G

COUNTERTOP ESSENTIALS 2025

908°R Blender



SUITABLE FOR FROZEN DRINKS

NEW DESIGN!



LID OPEN SENSOR PREVENTS BLENDING IF LID IS REMOVED



DURABLE TOGGLE SWITCH IS EASY TO REACH AND CONTROL

- Two speed option enables versatility and precision blending for a wide variety of food and drink mixtures.
- Powerful 1 HP motor lets user blend ingredients quickly and optimises blending consistency.
- Wave-Action® System continually forces mixture down into the blades for smooth results.
- Durable stainless steel blades quickly cut through ice and other ingredients.
- SureGrip™ feet hold blender securely in place.
- Uses crushed ice.



908°R Blender Durable entry level blender. Stackable Polycarbonate container included.

CODE	MOTOR	CONTAINER	CAPACITY	W x D x H
HBB908R-UK	1 HP	Polycarbonate	1.25L	205 x 195 x 400mm

908°R Accessories

CODE	DESCRIPTION
6126-908R-CE	Spare 1.25L Polycarbonate Container
6126-908S-CE	Spare 0.95L Stainless Steel Container

Rio® Blenders



SUITABLE FOR FROZEN DRINKS

NEW DESIGN!

- Wave-Action® System continually forces mixture down into the blades for smooth results.
- Two speeds with pulse option offers versatility and precision blending for a wide variety of food and drink mixtures.
- Durable stainless steel blade design quickly cuts through ice and other ingredients.
- Lid open and jar pad sensor prevents blending if jar or lid is not on correctly for an added layer of safety.
- Sealed paddle switches are water resistant and easy to use while a protective brow directs drips away from controls.
- Triple-Seal lid.
- SureGrip™ feet hold blender securely in place.
- Uses crushed ice.



Rio® Blender Durable, hardworking blender with a pulse action. Stackable Co-polyester or Stainless Steel container included.

CODE	MOTOR	CONTAINER	CAPACITY	W x D x H
HBB255-UK	1.6 HP	Co-polyester	1.4L	190 x 216 x 410mm
HBB255S-UK	1.6 HP	Stainless Steel	0.95L	190 x 216 x 430mm

Rio® Accessories

CODE	DESCRIPTION
6126-455-CE	Spare 1.4L BPA-Free Co-polyester Container
6126-255S-CE	Spare 0.95L Stainless Steel Container

Tango® Blender



SUITABLE FOR FROZEN DRINKS & SMOOTHIES

NEW DESIGN!



LID OPEN SENSOR PREVENTS BLENDING IF LID IS REMOVED



PROTECTIVE BROW DIRECTS DRIPS AWAY FROM CONTROLS

- Wave-Action system continually forces mixture down into the blades for smooth results.
- Timer automatically turns blender off after a preset time giving you the time to get other work done.
- Adjustable timer: 0-40 seconds and continuous run for walkaway convenience.
- Jar pad sensor helps prevent 'wear and tear' by turning off the motor when the container is not properly in place.
- Durable and easy-to-use sealed switches ensure long life.
- Triple-seal lid.
- All-metal drive coupling offers long-lasting performance.
- Four stainless steel cutting and mixing blades quickly cut through ice and other ingredients.
- SureGrip™ feet hold blender securely in place.
- Uses full cube ice.



Tango® Blender Ideal for preparing iced drinks, cocktails and smoothies. Stackable Co-polyester container included.

CODE	MOTOR	CONTAINER	CAPACITY	W x D x H
HBH455-UK	2.4 HP	Co-polyester	1.4L	205 x 195 x 400mm

Tango® Accessories

CODE	DESCRIPTION
6126-455-CE	Spare 1.4L BPA-Free Co-polyester Container

Fury® Blender



SUITABLE FOR FROZEN DRINKS SMOOTHIES ICED COFFEE ICE CREAM

NEW DESIGN!



PRECISION BLENDING WITH INTUITIVE CONTROLS



- Powerful performance with 3 peak* HP motor.
- Super-smooth drink profile with patented Wave-Action® system.
- Precision blending with intuitive controls.
- Adjustable timer with automatic shutoff frees up operators for other tasks.
- Stackable 64 oz. / 1.8 L BPA-free co-polyester container frees up counter space and has laser-etched measurement marks that last a lifetime.
- Extremely durable all-metal drive coupling with jar pad sensor.
- Large paddle switches with 2- speeds and pulse button enable fast and easy operation.
- Sure Grip™ feet prevent skidding.
- Uses full cube ice.
- Lifetime warranty on blade and motor drive coupling.



Fury® Blender

CODE	MOTOR	CONTAINER	CAPACITY	W x D x H
HBH550R-UK	3 HP	Co-polyester	1.8L	200 x 200 x 470mm

Fury® Accessories

CODE	DESCRIPTION
6126-650R	Spare 1.8L BPA-Free Co-polyester Container
98650R	Fury® Blender Repair Kit

Carefully engineered and built to last, the Tempest® High-Performance Blender by Hamilton Beach Commercial® satisfies the fast-paced blending demands!



UNIQUE WAVE-ACTION SYSTEM CONTINUALLY FORCES MIXTURE DOWN TO THE BLADES FOR SUPER-SMOOTH RESULTS



USES FULL CUBE ICE



TWO SPEEDS, JUMP CYCLE & PULSE OFFER PRECISION BLENDING FOR VARIOUS APPLICATIONS



TIMER AUTOMATICALLY TURNS BLENDER OFF AFTER PRESET TIME FREEING UP STAFF FOR OTHER TASKS



BLINKING RED LIGHT INDICATES WHEN CONTAINER IS NOT IN PLACE



STACKABLE CONTAINER FREES UP COUNTER SPACE WITH LASER-ETCHED MEASUREMENTS

SUITABLE FOR FROZEN DRINKS SMOOTHIES ICED COFFEE ICE CREAM



TEMPERATURE GAUGE ALERTS STAFF IF MOTOR OVERHEATS TO PREVENT BURNOUT WITH COOLDOWN FEATURE

Tempest® Blender

Tempest® Blender Designed for high volume operators who need fast, powerful, high-density blending performance. Stackable co-polyester container included.

CODE	MOTOR	CAPACITY	W x D x H
HBH650R-UK	3 HP	1.8L	209 x 205 x 470mm

Tempest® Accessories

CODE	DESCRIPTION
6126-650R	Spare 1.8L BPA-Free Co-polyester Container
98650R	Tempest®R Blender Repair Kit





EASILY CONVERTS FOR IN-COUNTER USE



UNIQUE WAVE-ACTION SYSTEM CONTINUALLY FORCES MIXTURE DOWN TO THE BLADES FOR SUPER-SMOOTH RESULTS



QUIETBLEND™ TECHNOLOGY AND ADVANCED QUIET SHIELD™ ENCLOSURE REDUCES BLENDER VOLUME



OPTIONAL FROTHING JAR TO FROTH MILK, WHIP HEAVY CREAM AND EMULSIFY SAUCES



USES FULL CUBE ICE



SUITABLE FOR FROZEN DRINKS
SMOOTHIES
ICED COFFEE
ICE CREAM



CONVENIENT CLIPS ALLOW FOR EASY REMOVAL OF QUIET SHIELD™ FOR CLEAN-UP



SEALED LID PREVENTS LEAKS WITH EASY-TO-LIFT TAB AND REMOVABLE FILLER CAP



MEMORY CARD SLOT FOR CUSTOM PROGRAMMING, IDEAL FOR MULTI-SITE OPERATIONS OR CHAINS

LIFETIME WARRANTY
BLADE & MOTOR DRIVE COUPLING
BACK TO BASE WARRANTY
3 YEARS
PARTS & LABOUR



ONE-TOUCH BLENDING FUNCTIONS WITH OVER 100 PRE-PROGRAMMED CYCLES

Eclipse® Blender

Eclipse® Blender Quick and powerful blender. Includes stackable 2L co-polyester container and QuietShield™ enclosure.

CODE	MOTOR	CAPACITY	W x D x H
HBH755R-UK	3 HP	2L	220 x 290 x 470mm

Eclipse® Accessories

CODE	DESCRIPTION
6126-755R	Spare 1.4L BPA-Free Co-polyester Container
6126-751R	Air Whip Frothing Jar
98650R	Eclipse® Blender Repair Kit



For list prices please visit fem.co.uk





QUIET SHIELD™ SOUND ENCLOSURE
FEATURES TOOL-FREE ASSEMBLY
FOR FAST AND EASY INSTALLATION,
REMOVAL AND CLEANING



**ONE TOUCH TO PERFECT
CONSISTENCY WITH
AUTO BLEND**



**BUILT-IN SENSORS EXTEND
CLUTCH LIFE WITH THE
MOTOR STOPPING WHEN THE
QUIET SHIELD™ IS OPENED**



**CAPACITIVE TOUCHPAD
WITH LCD DISPLAY WITH
SIX PROGRAMMABLE
BUTTONS, VARIABLE SPEEDS
AND PULSE ACTION**

new



**SUITABLE FOR
FROZEN DRINKS
SMOOTHIES
ICED COFFEE
ICE CREAM
FROTHING MILK**



**POWERBLEND TECHNOLOGY
DELIVERS FAST, CONSISTENT
RESULTS FOR EVEN THE
TOUGHEST RECIPES**



**STACKABLE CONTAINER WITH
MESS-FREE SPOUT FOR EASY
POURING AND LASER- ETCHED
MEASUREMENTS TO LAST
A LIFETIME**



**POWERFUL MOTOR WITH
HYBRID DRIVE COUPLING
DELIVERS POWER AND TORQUE
TO STAINLESS STEEL BLADES**



**USES
FULL CUBE
ICE**

**LIFETIME
WARRANTY
BLADE & MOTOR DRIVE COUPLING**

**BACK TO BASE
WARRANTY
3
YEARS
PARTS & LABOUR**



**OPTIMISED PROGRAMMING
WITH EASILY ACCESSIBLE
FRONT-FACING USB PORT
FOR FUTURE PROGRAMME
UPDATES**

Summit® Edge Blender

Summit® Edge Blender Ultra-quiet blending with advanced Quiet Blend™ Technology. Stackable Co-polyester container & QuietShield™ enclosure included. Removable jar pad.

CODE	MOTOR	CAPACITY	W x D x H
HBH855-UK	3.5 HP	1.4L	226 x 312 x 473mm

Summit® Edge Accessories

CODE	DESCRIPTION
6126-855	Spare 1.4L BPA-Free Co-polyester Container
6126-851	Spare 1.4L BPA-Free Co-polyester Frothing Jar



DELICE Hot Drink Dispenser

Countertop dispenser for mixing hot chocolate and other thick drinks.

- Versatile, reliable, compact and easy to use.
- Elegant design allows for product visibility, enticing customers and boosting product sales.
- Available with either a 3L or 5L capacity food-grade, shockproof polycarbonate bowl.
- Convenient tap on bowl which can be easily dismantled for cleaning.
- Thermostat on the side of the unit which allows for temperature adjustment up to 95°C.
- Overload protector prevents the unit from overheating.

DELICE Hot Drink Dispenser

CODE	BOWL CAPACITY	POWER	W X D X H
DELICE 3 BLACK	3L	0.8kw	240 x 290 x 410mm
DELICE 5 BLACK	5L	0.8kw	260 x 320 x 490mm



MINIGEL PLUS Soft-Serve Ice Cream Machine

Designed to meet the needs of businesses who want to offer their customers top quality dessert and soft-serve ice cream, cold creams, sorbets and slushies.

- Compact and easy to use.
- Enhanced mixing system for a denser and firmed ice cream.
- "RECOVERENERGY" patented system with double-wall bowl for energy saving anti-condensation.
- Patented tank locking system.
- Tilted bowl for easy emptying.
- Backlit display.
- Product temperature display.

MINIGEL PLUS Soft-Serve Ice Cream Machine

CODE	BOWL CAPACITY	POWER	W X D X H
MINIGEL PLUS 1	1 x 6L	0.46kw	200 x 480 x 620mm
MINIGEL PLUS 2	2 x 6L	1.1kw	400 x 480 x 620mm
MINIGEL PLUS 3	3 x 6L	1.3kw	600 x 480 x 620mm



Frozen Custard Machine

- Produce gourmet old-fashioned frozen custard, sorbet, Italian ices and other frozen desserts.
- Exclusive Quick Freeze Technology delivers very small ice crystals resulting in a smoother, creamier product.
- Match production to demand with the "hold product" mode refrigeration setting.
- Compact design saves valuable counter space.
- Easy to clean design ensures sanitary operation and ensures product is always fresh.
- Refrigerated hopper with independent temperature control maintains safe storage temperatures in any environment.
- IntelliTec™ control with lighted display provides simple two button operation.



Frozen Custard Machine Air-cooled as standard. 1PH.

CODE	FREEZING CYLINDER CAPACITY	HOPPER CAPACITY	MOTOR	BTU/HR	CHARGE	POWER	W X D X H
CF101X-302B	1 x 3.03L	1 x 20.4L	1 1/2 HP	6,000	64oz	3.4kw	495 x 711 x 959mm

Frozen Drink Machines

Perfect preparation of slushies, cold creams, frozen desserts and cocktails.



ICON 3 Frozen Drink Machines

The unique and modern style of the ICON 3, combined with its extremely small dimensions, will allow the inclusion of this machine in any environment.

- 'RECOVERENERGY' patented system with double-wall bowl for energy saving anti-condensation.
- Electronic temperature display and control.
- Extremely compact footprint.
- Shockproof copolyester container.
- Patented steel body.
- Overload protector prevents the unit from overheating.
- Perfect for small product quantities and prevents unnecessary waste.
- Adjustable temperature.
- Air-cooled condenser.



ICON 3 Frozen Drink Machines

CODE	NO. OF BOWLS	BOWL CAPACITY	POWER	W X D X H
A ICON 3/1 L	1	2.8L	0.46kw	180 x 440 x 490mm
B ICON 3/2 L	2	2 x 2.8L	1.1kw	370 x 440 x 490mm

NG EASY Frozen Drink Machines

The NG EASY combines simplicity and reliability with a smart and unique design.

- 'RECOVERENERGY' patented system with double-wall bowl for energy saving anti-condensation.
- Bowl fixing system for better and safer fastening.
- Shockproof polycarbonate container with easy to empty inclined tank.
- Mechanical switch panel with cover.
- Conveniently compact design.
- Removable panel for condenser cleaning.
- 6L and 10L bowl models available.
- Ideal for operators who produce a higher quantity of product.



NG EASY Frozen Drink Machines

CODE	NO. OF BOWLS	BOWL CAPACITY	POWER	W X D X H
NG 6/1 EASY	1	6L	0.42kw	200 x 480 x 620mm
NG 10/1 L EASY	1	10L	0.51kw	200 x 500 x 700mm
C NG 6/2 EASY	2	2 x 6L	0.70kw	400 x 480 x 620mm
NG 10/2 L EASY	2	2 x 10L	0.74kw	400 x 500 x 700mm
NG 6/3 EASY	3	3 x 6L	0.9kw	600 x 480 x 620mm
D NG 10/3 L EASY	3	3 x 10L	1.45kw	590 x 500 x 700mm



Chilled Drink Machines

Designed to cool all types of drink from fruit juices to almond milk.

new



ARCTIC DELUXE Chilled Drink Machines

Simple, easy to use and versatile, these dispensers are designed to cool all types of drink.

- Stirring paddle helps to maintain a consistent temperature and mix ingredients.
- Unibody stainless steel construction.
- Food-grade bowls and faucets easily removable.
- Hermetically sealed compressor.
- Quick and easy to dismantle for cleaning.



A

ARCTIC DELUXE Chilled Drink Machines

CODE	NO. OF BOWLS	BOWL CAPACITY	POWER	WXDXH
ARCTIC DX 12/1AA	1	12L	0.27kw	180 x 480 x 670mm
A ARCTIC DX 12/2AA	2	2 x 12L	0.29kw	360 x 480 x 670mm
B ARCTIC DX 12/3AA	3	3 x 12L	0.55kw	540 x 480 x 670mm



B

A19 Chilled Drink Machine

The A19 is carefully designed with special technical features that guarantee that drinks are perfectly stirred.

- Ideal for cooling and dispensing natural fruit juice.
- Electronic temperature display and control.
- Shockproof, non-toxic polycarbonate container.
- Stainless steel body.
- Sealed hermetic compressor.
- Overload protector prevents the unit from overheating.

A19 Chilled Drink Machine

CODE	NO. OF BOWLS	BOWL CAPACITY	POWER	WXDXH
C A19	1	19L	0.3kw	320 x 400 x 720mm



C

Juice and Water Dispensers

new

Quest Elite 2000 2-Flavour Post-Mix Dispenser

- Dispense juices and lemonades with pulp, teas and cold coffees within a 3:1 to 8:1 ratio.
- Consistent quality drinks with no stratification, slugging or dripping.
- Safely accommodates frozen, ambient or aseptic concentrate BIBs and cartridges.
- Size to eight-pound cooling capacity ensures cold drinks during peak demand.
- LED illuminated graphics attract attention while reducing energy and maintenance costs.
- Prevent missed sales with product-out alerts.

Quest Elite 2000

CODE	ICE BANK	FLOW RATE	CONCENTRATE STORAGE	W X D X H
QUESTELITE	6-8lbs	1 - 2.2oz/sec	2 - 3.5L Bottles	269 x 635 x 864mm



PearlMini™ Water Dispenser

The PearlMini™ provides chilled still water, medium carbonated and full carbonated water in a hygienic and excellent tasting water quality. Through its low noise level, the PearlMini™ is suitable for operating in offices or waiting areas.

- Chilled still water, medium carbonated and full carbonated water.
- Low-noise design means it can be located close to offices.
- Design engineering focussed on the delivery of hygienic water quality.
- Nano-coated dispensing nozzle.
- Electronic multilingual display with thirteen languages.
- Easily removable drip tray with water level indicator.

PearlMini™ Water Dispenser

CODE	DISPENSE/HR	MAX AMBIENT TEMP	POWER	W X D X H
PEARLMINI	120L	32°C	0.2kw	200 x 545 x 384mm



PearlMax5 Water Dispenser

The PearlMax5 features a high-quality design which suits any type of environment. The optional base cabinet offers space for additional equipment like water filter and CO2 bottle. The unit is the perfect solution for the provision of cooled and filtered drinking water.

- Chilled still water, medium carbonated and full carbonated water.
- Electronic monitoring of filter.
- Integrated AquaStop function at leaks.
- Low energy consumption – 0.12kWh per day.
- Adjustable height on dispense unit – up to 70mm dispense height.
- Easily removable drip tray with water level monitoring.
- Portion controlled dispense possible.

PearlMax5 Water Dispenser

CODE	DISPENSE/HR	MAX AMBIENT TEMP	POWER	W X D X H
PEARLMAX5	120L	32°C	0.24kw	327 x 537 x 443mm
221000298	Base Cabinet			



Manual 1000W Microwave

- Easy to use with fixed power.
- 6-minute mechanical timer.
- Stainless steel cavity without glass plate.
- Inner dimensions 340 x 340 x 200mm.

Manual 1000W Microwave

CODE	CAPACITY	POWER	W X D X H
158122	25L	1kw	510 x 430 x 310mm

new



Programmable 1000W Microwave

- 5 power levels.
- Practical touch control.
- 60-minute digital timer.
- Stainless steel cavity without glass plate.
- 100 customisable cooking programmes.
- Inner dimensions 340 x 340 x 200mm.

Programmable 1000W Microwave

CODE	CAPACITY	POWER	W X D X H
158121	25L	1kw	510 x 430 x 310mm



TopWave 1800W Microwave

- Powerful output of 1.8kw.
- Generous chamber capacity means two large dishes can be cooked simultaneously.
- One removable shelf.
- Contains two magnetrons, one up and one down. The user can decide to use a single magnetron for saving energy or both for saving time.
- Save up to 10 multi stage cooking programs (up to three stages each).
- Inner dimensions 374 x 378 x 224mm

TopWave 1800W Microwave

CODE	CAPACITY	POWER	W X D X H
TW1800	30L	2.8kw	637 x 490 x 405mm



Induction Countertop Fryer

- Stainless steel structure and handy tap for oil removal.
- Quick heating and easy to clean.
- Splash-proof touch controls.
- Temperature regulation up to 190°C.
- Digital display with Timer easily set up to 120 minutes.
- Alarm reminder to check oil level.
- Oil overheat protection.
- Automatically shuts down if unused.

Induction Countertop Fryer

CODE	POWER	W X D X H
KLONDIKE 8R	3.5kw	290 x 440 x 407mm



INCLUDES FRY BASKET
AND LID

IP PRO Induction Hobs

new

Continuous Power
TECHNOLOGY

20
POWER LEVELS

50-240°C
TEMPERATURE RANGE

24 h
TIMER

HEAVY-DUTY USAGE

CONTINUOUS POWER TECHNOLOGY ALLOWS FOR STEADY AND PRECISE COOKING AT LOWER LEVEL

TOUCH CONTROL PANEL WITH LCD INDICATOR



STURDY 1MM THICKNESS CASE WITH OPTIMISED REFRIGERATION AND AIR INLET GREASE FILTER FOR HEAVY-DUTY USAGE



IP PRO Induction Hobs

CODE	MAX Ø	POWER	W X D X H
157921	330mm	3.5kw	400 x 530 x 150mm
157922	280mm	3.5kw	340 x 430 x 120mm

IP PRO Induction Wok

CODE	MAX Ø	POWER	W X D X H
157923	360-400mm	3.5kw	340 x 430 x 140mm

IP FIRST Induction Hobs

- 13 power levels.
- Temperature range 60-240°C.
- LED touch control with 0-180 minute timer.
- Stainless steel case.

- 10 power levels.
- Mechanical control with LED display.
- Stainless steel case.



Programmable Induction Hob

CODE	MAX Ø	POWER	W X D X H
157924	280mm	3.5kw	330 x 425 x 100mm

Manual Induction Hob

CODE	MAX Ø	POWER	W X D X H
157925	280mm	3.5kw	320 x 400 x 95mm

Mirage Induction Hob

- Cutting-edge dial control with High-speed power and temperature level adjustment – includes 1-180 minute timer function.
- Bright LED digital readout is easy to see.
- Temperature memory powers up to the last used temperature setting.
- Smart component placement means cord and fans are located under the top case assembly, improving appearance.
- Tough stainless steel case with 100% framed ceramic top for durability.

Mirage Induction Hob

CODE	DESCRIPTION	POWER	W X D X H
A 59651	Countertop hob	1.8kw	356 x 387 x 76mm
B 59602	Drop-in hob	1.8kw	368 x 318 x 73mm



Professional Series Induction Hobs

- 100 settings for precise cooking control—set to power level or temperature setting.
- Continuous duty induction circuitry for non-stop cooking.
- Firewall protected circuitry with oversized fans and 18 gauge heavy-duty 18-8 stainless steel casing.
- 1-180 minute timer—unit shuts off at end of cycle.
- Digital display is easy to clean—no knobs to collect food and it helps prevent accidental temperature changes.
- "HOT" warning display for safety.

Professional Series Induction Hobs

CODE	DESCRIPTION	POWER	W X D X H
6954303NGCT	Single Countertop	2.6kw	419 x 327 x 102mm
C 6954703	Double Countertop	3.8kw	330 x 686 x 127mm



Induction Fajita Skillet Heater

- Simple one-touch operation produces perfect results in record time, every time.
- Works with the two standard fajita pan styles.
- Heat room temperature pans to proper sizzle temperatures, not designed to directly cook food.
- Two time and temperature presets.

Induction Fajita Skillet Heater

CODE	DESCRIPTION	POWER	W X D X H
6954303NGCT-F	Heats cast iron pans	2.6kw	419 x 327 x 102mm





4-Series Countertop Induction Hob with Temperature Control Probe

- Expanded magnetic field emulates gas to allow uninterrupted heat while lifting or tilting pan to sauté or flip.
- Steady, controlled heating in single degree increments from 27°C to 232°C.
- Power level control offers responsive gas flame-like control, in increments from 1 to 100% of watts. Use for fast, powerful heating.
- No power cycling: Patented circuitry delivers steady heat.
- Timer with audible alarm: Heating stops when time expires.
- Sleek, stainless steel case with non-slip, durable feet.
- Included Temperature Control Probe provides additional temperature accuracy.



4-Series Countertop Induction Hob with Temperature Control Probe

CODE	POWER	W X D X H
HPI4-260003	2.6kw	420 x 492 x 133mm
HPI4-300003	3kw	420 x 492 x 133mm
HPI4-380003	3.8kw	420 x 492 x 133mm

Egg Cooker



- Deliver perfectly shaped, great tasting eggs with ease and conformity in less than 3 minutes.
- Cook up to 6 eggs per cycle.
- Compact design limits use of counter space.
- Electrical temperature control provides more consistent temperature and cooking.
- Non-stick egg ring features a detachable design for easy cleaning.
- Robust stainless steel for long-term durability.

Egg Cooker

CODE	POWER	W x D x H
EC6-RDCE	2.5kw	458 x 441 x 234mm

Rice Cooker / Warmer



- Insulated, double-wall stainless steel construction holds in heat to keep contents warm and moist for hours.
- Cooks rice, grits, oatmeal and mac and cheese.
- Large capacity single batch cooking.
- Automatically shifts to warm mode when cooking has finished.
- Trigger handle: press button and lift to open.
- Heated lid ensures even cooking.
- Removable-non-stick inner pot for easy clean up.
- Includes 900ml measuring cup and serving spatula.

Rice Cooker/Warmer

CODE	CAPACITY	POWER	W X D X H
37560R-UK	60 Cup (14L) Cooked Rice	1.95kw	460 x 460 x 390mm

High-Speed MultiFlex Clamshell Grill



The MultiFlex's versatility is best shown by the 'top heater off' feature allowing a flat surface griddle function. Meal changeover is as simple as switching on the top heater, allowing top surface grilling to create foods like paninis, BLTs, grilled cheese sandwiches and more.

- Suitable for cooking protein.
- Top heater temperatures are independent for product flexibility.
- Top heaters are parallel with the bottom grill surface to perfectly grill thick sandwiches.
- Top heaters can be turned off to use the bottom plate as a flat grill.
- Heavy-duty torsion spring.
- A catch tray and the elimination of hidden grooves and crevices make cleaning and maintenance simple.
- Flat, aluminium plates as standard.
- All models available to order with ribbed or ribbed/flat plates.



NCG8-F Clamshell Grill 2.8kw

CODE	DESCRIPTION
NCG8-F	293 x 558 x 677mm
600-001S	NCG8 Teflon Sheet Kit

NCG9-F Clamshell Grill 2.8kw

CODE	DESCRIPTION
NCG9-F	320 x 470 x 559mm
600-002S	NCG9 Teflon Sheet Kit

NCG14-F Clamshell Grill 2.8kw

CODE	DESCRIPTION
NCG14-F	442 x 588 x 677mm
600-003S	NCG14 Teflon Sheet Kit

Ceramic Panini Grill

The PDVC ceramic panini grill is the preferred choice for major coffee chains...

- Uses approximately 35% less energy than a conventional Panini grill.
- Stainless steel construction.
- Ceran® ceramic glass cooking surfaces.
- Thermostat control.
- Useful drip tray for liquids and other cooking leavings.
- Easy to clean.
- Adjustable feet for a safe and steady placing.
- Ideal for a fast achievement of working temperature.



SAVE OVER
£400 PER YEAR
IN ENERGY
COSTS!

Ceramic Panini Grill

CODE	DESCRIPTION	POWER	COOKING AREA	W x D x H
PDVC RR T	Ribbed	3kw	530 x 255mm	592 x 441 x 166mm
PDVC LR T	Flat/Ribbed	3kw	530 x 255mm	592 x 441 x 166mm

Contact Grills



COUNTER-BALANCED
TOP COOKING PLATE
HALVES COOKING TIME

SIRMAN PANINONSTICK® Contact Grills

Featuring an exclusive ceramic coating treatment on cooking surfaces. Non-stick, no peel, no chip ceramic coated cast iron surfaces for hassle-free cleaning.

- Ideal for high volume operations including cafes, bars, restaurants, kiosks, delis and supermarkets.
- Ribbed, Flat, and Flat/Ribbed surfaces available.
- Adjustable thermostat up to 300°C (PD models have 2 independent plates).
- Cast iron plates with ceramic coating treatment ensure easy cleaning and reduce cooking time.
- Self-balancing upper plates automatically adjust to the thickness of the product and stay in place.
- Heavy-duty stainless steel construction.
- Timer fitted with all models.

Single – Elio

CODE	DESCRIPTION	POWER	COOKING AREA	W x D x H
ELIO RR T	Ribbed	1.55kw	250 x 255mm	260 x 435 x 235mm
ELIO LR T	Flat/Ribbed	1.55kw	250 x 255mm	260 x 435 x 235mm



ELIO

Large Single – Cort

CODE	DESCRIPTION	POWER	COOKING AREA	W x D x H
CORT LL T	Flat	2.1kw	355 x 255mm	380 x 435 x 235mm
CORT RR T	Ribbed	2.1kw	355 x 255mm	380 x 435 x 235mm
CORT LR T	Flat/Ribbed	2.1kw	355 x 255mm	380 x 435 x 235mm



CORT

Double – PD

CODE	DESCRIPTION	POWER	COOKING AREA	W x D x H
PD LL-LL T	Flat	3kw	500 x 255mm	515 x 435 x 235mm
PD RR-RR T	Ribbed	3kw	500 x 255mm	515 x 435 x 235mm
PD LR-LR T	Flat/Ribbed	3kw	500 x 255mm	515 x 435 x 235mm



PD



1/1 Induction Buffet Plate

- This highly compact induction plate represents the ideal solution to keep 1/1 gastronorm containers at the desired temperature.
- Thanks to the absence of water, the buffet plate offers high efficiency and precision with thermostatic control from 75°C to 90°C.
- Maintains a constant temperature and eliminates humidity related problems.
- Its compact design means it can be easily moved.

1/1 Induction Buffet Plate

CODE	DESCRIPTION	POWER	W X D X H
PB 1/1 LP	1/1 Induction Buffet Plate	0.23kw	380 x 550 x 25mm



new

Induction Buffet Plate

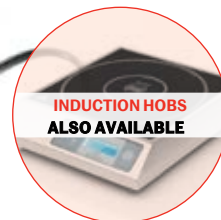
- Bain-Marie alternative for maintaining the temperature of trays and casserole dishes.
- High visibility LED display.
- Practical IP67 touch control display.
- Double control of temperature and power display.
- Easy to use and clean.
- Energy efficient as there is no need to heat the unit up.

Induction Buffet Plate

CODE	DESCRIPTION	POWER	W X D X H
IH-BM	Countertop Buffet Plate	0.2kw	460 x 332 x 61mm



new



INDUCTION HOB
ALSO AVAILABLE

Mirage Induction Buffet Warmers

- Low wattage warmers with four power levels – low, medium, high and chafer preheat.
- Touch controls.
- LED indicator lights on control panel and glass top.
- Tempered black ceramic glass top is strong, non-porous and easy to clean.
- Safety features including over-heat protection, small-article detection, pan auto-detection, empty-pan shut-off.
- Connect up to three warmers with the included interconnect cords. The centre warmer must connect to the electrical outlet.
- Up to five standard size warmers or four 1/1 GN warmers can be connected to a 15 amp circuit.
- Storage compartment under warmer conveniently holds cords when not in use.
- Drop-In warmer can be installed overhanging countertop or countersunk.

Mirage Induction Buffet Warmers

CODE	DESCRIPTION	POWER	W X D X H
A 595027503	Standard Countertop	0.3kw	406 x 408 x 98mm
59502DW03	Standard Drop-In	0.3kw	406 x 408 x 98mm
B 595087503	1/1 GN Countertop	0.375kw	584 x 406 x 78mm
59508DW03	1/1 GN Drop-In	0.375kw	584 x 406 x 78mm



B



INDUCTION CHAFERS
ALSO AVAILABLE



A

CONNECT UP TO 3 WARMERS WITH THE INCLUDED INTERCONNECT CORDS

Mirage Induction Drop-In Warmer

- Cutting-edge dial control with high-speed power and temperature level adjustment.
- Smart component placement means cord and fans are located under the top case assembly, improving appearance.
- Temperature memory – powers up to the last used temperature setting.



Mirage Induction Drop-In Warmer

CODE	DESCRIPTION	POWER	W X D X H
59642	Drop-In Warmer	0.65kw	368 x 318 x 73mm

2/4 Long Countertop Warmer

- Stainless steel well keeps food at optimal temperature for freshness and safety.
- Suitable for use with 2/4 long, 1/4 and 1/6 pans up to 150mm deep.
- Durable and easy to clean.
- Adjustable thermostatic control provides consistent temperature and maximises power efficiency.
- Front access dial for easy temperature adjustment.
- 10 temperature range settings from 40°C to 200°C.

2/4 Long Countertop Warmer

CODE	CAPACITY	W x D x H	POWER
72013CE-UK	2/4 Long GN	192 x 559 x 237mm	0.5kw



Bain-Marie with Drainage Tap

- Stainless Steel construction.
- Suitable for use with 1/1 GN 100mm Deep.
- Drain tap fitted at front for easy dispersal of water.
- Ideal for holding cooked food / vegetables and more.

Bain Marie with Drainage Tap

CODE	CAPACITY	W X D X H	POWER
15020	1/1 GN 100mm Deep	335 x 540 x 240mm	1.2kw



Heat & Hold Bain-Marie

- Efficiently heats and holds a wide variety of food.
- Suitable for use with 1/1 GN 100mm deep.
- Thermostatic controls ensure accurate heating.
- Lighted on/off switch and low-water indicator keep you informed.

Heat & Hold Bain Marie

CODE	CAPACITY	W X D X H	POWER
72550	1/1 GN 100mm Deep	350 x 553 x 230mm	1kw



BAIN MARIE POTS
& GN PANS
AVAILABLE TO ORDER

Heat & Hold Stainless Soup Kettle

- Designed to take chilled, cooked food to serving temperature.
- Thermoset fibre-reinforced resin well is self-insulating for maximum energy efficiency.
- Non-stick surface prevents scale build-up for easy cleaning and longer operating life.
- Must be used with water for maximum energy transfer.

Heat & Hold Stainless Soup Kettle Inset & hinged cover included.

CODE	POWER	CAPACITY	Ø x HEIGHT
72522	0.8kw	10.4L	Ø400 x H245mm



Heat & Hold Retro Soup Kettles

- Available in other colours.
- Designed to take chilled, cooked food to serving temperature.
- Ceramic base element ensures a fast start-up and consistent performance.
- Heavy-duty exterior body ensures the unit remains cool to the touch while operating.

Heat & Hold Retro Soup Kettles Eye-catching looks enhance your soup presentation.

CODE	COLOUR	POWER	CAPACITY	Ø x HEIGHT
7217455	Red	1.5kw	10.4L	Ø420 x H343mm
7217460	Black	1.5kw	10.4L	Ø420 x H343mm



Mirage Induction Soup Kettles

- Induction heating means no water required, faster re-therm times and better temperature control.
- Sensors reduce food waste and make clean-up easier by preventing food from burning in near-empty insets.
- Digital controls allow precise temperature settings in °F or °C in 1-degree increments.
- Soup, crème soup, chilli, mac and cheese, and re-thermalise presets are included for speed and convenience.
- Sensors monitor the temperature at three points on the inset to activate the Stir Indicator LED which notifies the operator to stir the food to maintain temperature and quality.
- New contemporary lid design allows convenient, quick serving and helps condensation return to the inset to maintain food quality and prevent mess.
- Countertop and drop-in models.



A

NEW
CONTEMPORARY
LID DESIGN



B



Mirage Induction Soup Kettles

CODE	DESCRIPTION	COLOUR	POWER	CAPACITY	Ø x HEIGHT
74110310	Countertop	Silver	0.8kw	10.4L	Ø353 x H342mm
A 74110340	Countertop	Red	0.8kw	10.4L	Ø353 x H342mm
B 741103D	Drop-In	Silver	0.8kw	10.4L	Ø353 x H341mm

Food Warmers

- Stainless steel water-bath warmers feature adjustable, pre-calibrated thermostat for accurate heat control.
- Dispense from a #10 can (2.8 L), included as standard with each unit.
- Stainless steel pump offers a 30ml maximum portion.
- Signature Touch™ (SBW) safely heats topping squeeze bottles, keeping them handy for plating.

Food Warmers

CODE	DESCRIPTION	POWER	W X D X H
A 84580	Fudge Server w/ pump	0.5kw	197 x 332 x 391mm
B 86925	Signature Touch™ Warmer	0.5kw	197 x 224 x 295mm
C 84990	Twin Fudge Server w/ 2 Pumps	0.5kw	432 x 343 x 389mm
94009	Spare #10 can for 84620, 84580		
86809	Spare 16oz squeeze bottle		



Supreme Heated Merchandiser

- Supreme heated merchandiser includes spout warmer which ensures safety when dispensing potentially hazardous foods.
- Dispense from a #10 can (2.8L), included as standard.

Supreme Heated Merchandiser

CODE	POWER	W X D X H
D 83697	0.5kw	227 x 394 x 392mm



IntelliServ Food Warmer

- This countertop food warmer will keep various sauces, soups and toppings warm and ready in a minimal amount of space.
- Digital temperature control ensures accurate holding of delicate sauces and soups from the first serving to the last.
- Holds up to 1 x 1/3 GN pan or 2 x 1/6 GN, 150mm deep with a 5.7L capacity.
- Digital temperature display provides instant feedback on heat setting and status.
- Cool-touch rim protects users from heat zone during pan change-outs and in self-serve environments.
- Pans, lids and ladles sold separately.

IntelliServ Food Warmer

CODE	POWER	W X D X H
E 86341	0.5kw	202 x 391 x 237mm



Induction Chafers



New from Pujadas

- High-quality finish, large glass window and stainless steel in a shiny polished finish.
- Removable lid for easy cleaning.
- Anti-noise plastic stopper to close the lid silently.
- Hydraulic hinge.
- Diffuser base for optimal heat distribution.



SHOWN ON
OPTIONAL STAND



INDUCTION WARMERS
ALSO AVAILABLE



Round Glass-top Chafing Dish Stainless steel construction with crystal glass top. Includes stainless steel pan.

390001 W460 x D560 x H160mm 6L



Round Chafing Stand Strong and robust stainless steel construction. Includes one burner.

390004 W445 x D520 x H235mm



Round Stainless Steel Pan

390007 Ø385 x 65mm



Round Porcelain Pan

390010 Ø385 x 65mm

Induction Chafers



Square Glass-top Chafing Dish Stainless steel construction with crystal glass top. Includes stainless steel pan.

390002	W410 x D500 x H160mm	5.5L
--------	----------------------	------



Square Chafing Stand Strong and robust stainless steel construction. Includes one burner.

390005	W480 x D375 x H235mm
--------	----------------------



SHOWN ON
OPTIONAL STAND



Square Pans

390008	Stainless Steel	335 x 325 x 65mm
3900011	Porcelain	335 x 325 x 65mm



Rectangular 1/1 GN Glass-top Chafing Dish Stainless steel construction with crystal glass top. Includes stainless steel pan.

390003	W580 x D500 x H160mm	9L
--------	----------------------	----



Rectangular Chafing Stand Strong and robust stainless steel construction. Includes two burners.

390006	W660 x D375 x H235mm
--------	----------------------



Rectangular Pans

390019	Stainless Steel	535 x 325 x 65mm
390012	Porcelain	535 x 325 x 65mm



SUITABLE FOR USE
WITH ALL
PUJADAS CHAFERS

Universal Electric Chafer Heater Maintains serving temperature without an open flame.

46115	230v	120/230w	1amp
-------	------	----------	------

The Dome®

The all-in-one garnish solution designed by bartenders for bartenders. Tailored to fit on standard mixing rails, The Dome® features a patented dome lid that rotates back for easy access and increased capacity when closed. Integrated snap-on caddies store straws, stirrers and picks. The new 2.2L and 1.65L “deep pan” options are double the capacity of competitive units. The Dome® is the perfect solution for garnishes, condiments, toppings and more!



A



B



C



D



E

REFREEZABLE ICE PACKS
ALSO AVAILABLE TO KEEP
CONDIMENTS CHILLED



F

The Dome®

- A** BD4005S 4.4L (chillable) (1) 2.20L deep tray; (4) 0.55L standard trays; (2) snap-on caddies; (2) handles
- B** BD4006S 3.4L (chillable) (6) 0.55L standard trays; (2) snap-on caddies; (2) handles
- C** BD4004 6.6L (4) 1.65L deep trays; (2) handles

Mini Dome®

- E** BD2002 (1) 1.10L standard tray; (1) connector; (2) end caps, chillable
- BD2003 (2) 0.55L standard trays; (1) connector; (2) end caps, chillable

Dome Stackers

- D** BDS4266 (2) Full-size Domes (1 over 1)

The Dome® Accessories

- BD100S (2) snap-on caddies
- F** B6180 EZ-Chill™ Refreezable Ice Pack (6 Pack)

new

Serve Smarter with the IxD™ Sauce Dispenser Series



Presenting the Server IxD™ Series, powered by SmartWares® Technology and engineered to deliver upon Server's Core Four™ Platform – Speed of Service, Efficiency, Consistency and Simplicity. It's not just smart, it's a whole new level of style and operational excellence.

Sauce+ Sauce Dispenser

Single-touch dispensing delivers precise portions of customer's favourite sauce recipes and optimises front-of-house and back-of-house operations within a modular space-saving design.

- Portioning of ambient sauce from direct pour 83oz bin.
- Dispense into portion cup or directly onto menu item.
- Intuitive control panel enables quick menu item selection and dispense and easy product refills.
- Three factory preset recipe portions: Small, Medium and Large plus a push-and-hold free pour button.
- SmartWares® Technology platform has the ability to be IoT enabled with Wi-Fi connectivity for real-time monitoring of key performance metrics.
- User interface prompts when product is low and aids with clean-in-place steps.
- User interface can be customised for specific menu options and portions.



Sauce+ Sauce Dispenser

CODE	DESCRIPTION	CAPACITY	W X D X H
SAUCEPLUS	Direct Pour	2.45L	100 x 450 x 284mm

Single+ and Multi+ Condiment Direct Pour Dispensers

new



SINGLE+ ALLOWS FOR SINGLE CONDIMENT DISPENSING.



MULTI+ CAN DISPENSE UP TO 6 CONDIMENTS FROM A SINGLE AUTOMATED SYSTEM.

- Use as a front-of-house self-serve condiment station or back-of-house for prepping menu items or filling portion cups.
- User friendly interface includes graphics, cleaning prompts and product change instructions.
- Push-and-hold button activation is standard but precise portions can be customised for roll-outs.
- SmartWares® Technology platform has the ability to be IoT enabled with Wi-Fi connectivity for real-time monitoring of key performance metrics.
- Small countertop footprint.

Single+ and Multi+ Condiment Direct Pour Dispensers

CODE	DESCRIPTION	CAPACITY	W X D X H (ABOVE COUNTER)
SINGLEPLUS	Single Countertop Dispenser w/Drip Tray	5.7L	121 x 205 x 296mm
MULTIPLUS	Six Sauce Countertop Dispenser w/Drip Tray	6 x 5.7L	148 x 240 x 413mm

Flavor+ Syrup Dispenser

Dispense precise portions of up to 14 syrup and sauce flavours and maximise workflow with one unit that creates a complete menu of perfectly sweet beverages.

- For back-of-house beverage order preparation.
- Dispense directly from up to 14 food product containers.
- Internal holding racks are configurable for flexibility with different food container types.
- Intuitive control panel enables quick menu item selection and dispense as well as easy product refills and clean-in-place procedure prompts.
- Configurable portions in 1/8oz increments up to 5oz maximum portion.
- SmartWares® Technology platform has the ability to be IoT enabled with Wi-Fi connectivity for real-time monitoring of key performance metrics.



FOR MORE SAUCE AND CONDIMENT PUMP DISPENSING STATIONS PLEASE VISIT FEM.CO.UK

Flavor+ Syrup Dispenser

CODE	DESCRIPTION	CAPACITY	W X D X H
FLAVORPLUS	Sauce & Syrup Dispenser	10 Flavours (4 Thin, 6 Thick)	324 x 537 x 804mm



Frontline™ Universal In-Counter Condiment System The most versatile system available on the market. Use a 1.5 gallon (3.78 L) (5.68 L) Cryovac® bag, gallon jar, #10 can or jar, or direct pour. It has a sleek, low-profile design and is perfect for quick-serve restaurants and concession areas. System includes: (1 ea) universal condiment dispenser with pump, tamper-resistant lid, in-counter liner, Cryovac® bag adapter & plug, dip tube.

CODE	DESCRIPTION	W x D x H
P4100	System w/Metal Finish Pump (Container without pump)	191 x 241 x 305mm
	(Above counter with pump)	191 x 241 x 248mm
P4100BK	System w/Black Pump (Container without pump)	191 x 241 x 305mm
	(Above counter with pump)	191 x 241 x 248mm

Construction: In-Counter Liner; High-impact plastic Lid: 22-gauge 304 stainless steel; Pump: High-impact plastic



Frontline™ Countertop Box System Extremely versatile; use a gallon (3.78 L) jar, #10 can or jar, or direct pour into the food safe liner. It is perfect for restaurants, concession areas and convenience stores as it allows placement flexibility and added volume. System includes: (1 ea) Pump box with tamper-resistant lid, pump and condiment liner.

CODE	DESCRIPTION	W x D x H
P4900	System w/Metal Finish Pump (Container without pump)	191 x 254 x 311mm
	(Above counter with pump)	191 x 318 x 546mm
P4900BK	System w/Black Pump (Container without pump)	191 x 254 x 311mm
	(Above counter with pump)	191 x 318 x 546mm

Construction: Box: 22-gauge stainless steel; Lid: 22-gauge 304 stainless steel; Pump: High-impact plastic

EZ-Chill® Pump Box Includes ice liners and EZ-Chill® Packs for keeping chilled condiments cool for longer periods of time. Label packets included for easy identification of condiments. Ice liner is constructed of food-grade material allowing direct pour of condiments.

CODE	DESCRIPTION	W x D x H
P9800	For 1 gallon jar	178 x 181 x 438mm



Multi Pump Centres Perfect for dispensing condiments, dressings and sauces. Ultra Pumps dispense 1 ounce portions per stroke. 2 1/2qt black jars offer an upscale look to the attractive stainless steel design.

CODE	DESCRIPTION	W x D x H
P9712	2 wells & pumps	257 x 200 x 318mm
P9713	3 wells & pumps	356 x 200 x 318mm
P9715	5 wells & pumps	610 x 200 x 318mm



Venue™ In-Counter Napkin Dispenser

- Patented one-at-a-time dispensing reduces napkin waste.
- Control face restricts napkin use, saving up to 30%.
- High Capacity, holds over 750 napkins.
- Ability to convert easily from full fold to interfold napkins.
- Adaptor allows the dispenser to fit into existing counter hole cutouts.
- ABS plastic and 22 gauge stainless steel construction.



A Venue™ In-Counter Napkin Dispenser

CODE	DESCRIPTION	CAPACITY	W x D x H
H2003CLSS	Interfold	750+	178 x 140 x 498mm
H2005CLBK	Fullfold/Control Face	750+	224 x 184 x 515mm

In-Counter Napkin Dispensers

- Space-saving design for under counter, provides a neat, professional appearance.
- Durable.
- One-at-a-time dispensing.
- Face 18-gauge steel and ABS plastic; 22-gauge stainless steel body.



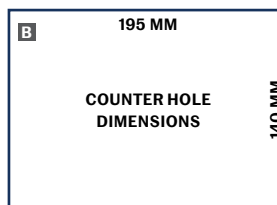
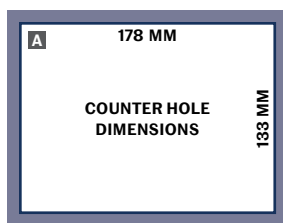
B In-Counter Napkin Dispenser

CODE	DESCRIPTION	CAPACITY	W x D x H
H2000 SS	Minifold	750+	178 x 140 x 498mm
H2001 XC, SS	Fullfold/Classic	750+	178 x 140 x 498mm
H2005CLSS	Fullfold/Control	750+	178 x 140 x 498mm
H2003CLSS	Interfold/Control	750+	178 x 140 x 498mm

Colour Code

CODE	FRONT FACE	FRAME
XC	Chrome	Chrome
CLBK	Clear	Black
CLSS	Clear	Stainless Steel
SS	Stainless Steel	Stainless Steel
SC	Satin Chrome	Satin Chrome

IN-COUNTER NAPKIN COUNTER HOLE DIMENSIONS



■ WITH ADAPTOR

Choosing your cup dispenser...



Sentry® Adjustable Cup Dispensers combine precise 'one-size-fits-all' dispensing with no wear parts to replace and a variety of smart sanitation features. An attractive trim ring prevents customer tampering and patent-pending features like our lifetime dispensing levers prevent cup damage during loading and dispensing.



EZ-Fit® Cup Dispensers feature an innovative gasket that provide precise, yet smooth dispensing, providing a complete seal around the rim of the cup to help prevent cross-contamination. This dispenser also handles the largest range of cup sizes (1/2 oz to 64oz).



Stainless Steel Cup Dispensers are made to last. Constructed from 26-gauge stainless steel, these dispensers are attractive, durable and built to stand the test of time. Patented adjustable collar easily conforms to your cup size.



NO WEAR PARTS

SIMPLE ADJUSTMENT FOR ANY CUP

PAPER, FOAM OR PLASTIC



INNOVATIVE CONTAMINATION GUARD PREVENTS DEBRIS FROM ENTERING DISPENSER.



Sentry® Adjustable Dispensers

- Simple: 'set it and forget it' operation provides easy and exact adjustment (even with cups loaded), while attractive trim ring prevents customer tampering.
- Prevents cup damage: Adjustable Lifetime Levers™ are engineered with a revolutionary design that prevents marring of cups, while providing smooth, one-at-a-time dispensing. Lifetime Lever™ angled construction also prevents damage to cups while loading.
- Prevents Contamination: Innovative Contamination Guard prevents debris from entering dispenser and Food Safety Blue transparent tube allows for fast cleanliness check.

One-Size-Fits-All Sentry® Cup Dispenser

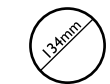
CODE	APPROX. CUP SIZE	CUP RIM DIAMETER	TUBE LENGTH
C5450C	8-44oz/236-1301ml	79-114mm	603mm
C5450C18	8-44oz/236-1301ml	79-114mm	457mm

Construction: high-impact plastic.

Euro Sentry® One-Size-Fits-All Cup Dispenser

CODE	APPROX. CUP SIZE	CUP RIM DIAMETER	TUBE LENGTH
C5250C	4-24oz/118-710ml	62-92mm	603mm
C5250C18	4-24oz/118-710ml	62-92mm	457mm

Construction: high-impact plastic.



C5450C COUNTER HOLE DIMENSIONS




C5250C COUNTER HOLE DIMENSIONS

FOR MULTIPLE IN-COUNTER UNITS LEAVE A 184MM SPACE BETWEEN C5450C UNITS AND 159MM SPACE BETWEEN C5250C UNITS.



PREVENT THIS! SENTRY® CUP DISPENSERS WILL NOT DAMAGE CUP EDGES - PREVENTING LEAKS AND SPILLS.



FOOD SAFETY BLUE TRANSPARENT TUBE. ALLOWS FOR A FAST CLEANLINESS CHECK.

EZ-Fit® Cup Dispensers

EZ-Fit® Dispensing – One-at-a-time smooth dispensing with the ease of changing cup sizes without having to change dispensers.

These cup dispensers combine innovative design and superior functionality by utilizing a patented dispensing system, you can easily change cup sizes without having to change dispensers or sacrifice dispensing function. Each EZ-Fit® Cup Dispenser includes a gasket pack to handle a wide range of cup sizes. Available as a counter mount, surface mount or inbox systems.



A One-Size-Fits-All EZ-Fit®

CODE	CUP SIZE	RIM DIAMETER	TUBE LENGTH
C2410C	8-46oz/236-1360ml	73-121mm	597mm
C2410C18	8-46oz/236-1360ml	73-121mm	457mm
C2410SM*	8-46oz/236-1360ml	73-121mm	597mm

Construction: high-impact plastic. * Surface mount model.



C2410 C
COUNTER HOLE
DIMENSION



C2210 C
COUNTER HOLE
DIMENSIONS



C2010 C
COUNTER HOLE
DIMENSIONS

B Euro EZ-Fit® offers the benefits of the one-size-fits-all EZ-Fit® in a smaller, more compact footprint.

CODE	APPROX. CUP SIZE	CUP RIM DIAMETER	TUBE LENGTH
C2210C	6-24oz/178-710ml	73-94mm	603mm
C2210C18	6-24oz/178-710ml	73-94mm	457mm
C2210SM*	6-24oz/178-710ml	73-94mm	457mm

Construction: high-impact plastic. * Surface mount model.

C Portion Cup EZ-Fit®

CODE	APPROX. CUP SIZE	CUP RIM DIAMETER	TUBE LENGTH
C2010C	0.5-2.5oz/15-70ml	406mm	

Construction: high-impact plastic



C2210 C IN USE



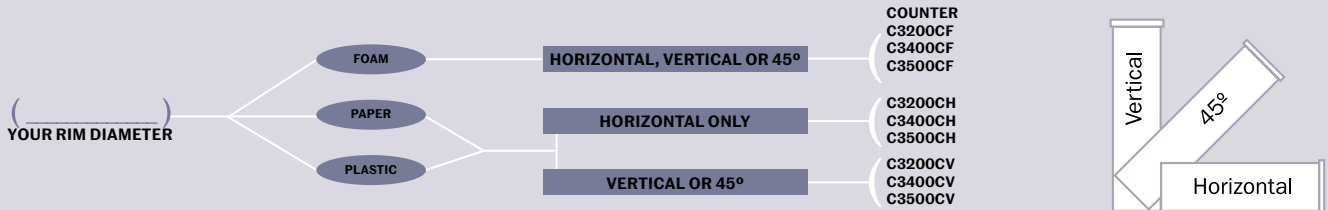
C2210 SM IN USE



C2010 C IN USE

Which stainless steel dispenser do I need?

- 1 Measure the rim diameter of your cup
- 2 Choose cup type
- 3 Choose mounting position
- 4 Select correct item number using your rim diameter



Stainless Steel Cup Dispensers

A Counter-Mount Adjustable Beverage Cup Dispensers

CODE	APPROX. CUP SIZE	CUP RIM DIAMETER	TUBE LENGTH
C3200CF, C3200CH, C3200CV	6-10oz/180-300ml	56-81mm	597mm
C3400CF, C3400CH, C3400CV	12-24oz/350-710ml	70-98mm	597mm
C3500CH, C3500CV	32-46oz/950-1360ml	101-124mm	597mm

Construction: 26-gauge 304 stainless steel; 457mm tube available upon request



B Pull-Type Adjustable Beverage Cup Dispensers

CODE	APPROX. CUP SIZE	CUP RIM DIAMETER	TUBE LENGTH
C3200P	6-10oz/180-300ml	56-81mm	597mm
C3400P	12-24oz/350-710ml	70-98mm	597mm
C3500P	32-46oz/950-1360ml	101-123mm	597mm

Construction: 26-gauge 304 stainless steel; Includes brackets for wall mounting

Pull-Type Cup Dispensers



A

A Pull-Type Foam Beverage Cup Dispensers

CODE	APPROX. CUP SIZE	CUP RIM DIAMETER	TUBE LENGTH
C4200PF	4–10oz/120–300ml	70–85mm	597mm
C4400PF	12–24oz/350–710ml	82–98mm	597mm

Construction: C4210PFSD, C4410PFSD: unbreakable polyethylene. C4200PF, C4400PF: 26-gauge 304 stainless steel

Water Cup Dispensers



B

PRODUCT COLOUR KEY



**BRONZE
TBR**



**WHITE
WH**



**ARCTIC
BLUE
TBL**



**STAINLESS
STEEL
SS**



**CLEAR
CL**



**FROSTED
BLUE
FBL**

B Small Pull-Type Water Cup Dispensers

CODE	APPROX. CUP SIZE	CUP RIM DIAMETER	TUBE LENGTH
C4150SS	CONE: 90–130ml	57–73mm	406mm
C4160WH	CONE: 90–130ml	57–73mm	406mm
C4160TBL	FLAT: 90–150ml		

Construction: C4150SS: with plastic cap; C3150SSE: with metal cap



C

C Medium & Large Pull-Type Water Cup Dispensers

CODE	APPROX. CUP SIZE	CUP RIM DIAMETER	TUBE LENGTH
C3165WH	CONE: 120–300ml	64–83mm	406mm
C3165TBL	FLAT: 120–300ml		
C3165FBL			
C3250SS	CONE: 130–210ml, FLAT: 180–350ml	70–86mm	406mm
C3450SS	CONE: 240–350ml, FLAT: 350–710ml	82–98mm	406mm
C3260TBR	CONE: 130–210ml	70–86mm	406mm
C3260TBL	FLAT: 180–350ml		

Construction: C3165 & C3260: high-impact plastic; C3250 & C3450: 26-gauge 304 stainless steel

EZ-Fit® In-Counter Hot Lid Dispensers

Perfect for use in quick service restaurants, convenience stores and food courts. Easy to use and simple to operate, the EZ-fit® hot lid dispenser is your set it and forget it solution.

- One-at-time rubber dispensing gaskets safeguard lids from contamination.
- Reduces lid waste and eliminates messy stacks.
- The in-counter mount can be oriented horizontally or vertically, keeping countertops organised.
- Compatible with a variety of lid shapes and sizes.



L2210



L2410

COUNTER HOLE DIMENSIONS

EZ-Fit® In-Counter Hot Lid Dispensers

CODE	LID Ø	TUBE Ø	TUBE LENGTH
A L2210	76–95mm	121mm	590mm
B L2410	95–101mm	143mm	590mm

In-Counter Lid Dispensers and Box Systems

Stacking lids on your counter not only looks messy; it can cost you money in wasted lids and increase the risk of foodborne illness. EZ-Fit® Lid Dispensers make it easy to clean up your counters and improve your operation with a simple, sanitary lid handling solution. The NB EZ-Fit® Lid Dispenser is intended for use with flat, cold beverage lids only. May not be compatible with all lid types.

C In-Counter Lid Dispensers

CODE	LID RIM DIAMETER	APPROX. CUP SIZE	TUBE LENGTH
L2200C	70–95mm	8–24oz/236–710ml	603mm
L2400C	95–114mm	24–46oz/710–1360ml	603mm

Construction: high impact plastic



L2400C



L2200C

COUNTER HOLE DIMENSIONS

Wall-Mount and Box System Lid Dispensers

D Wall Mount Lid Dispensers

CODE	CAPACITY	MAX. LID Ø	APPROX. LID SIZE	TUBE LENGTH
L3200	1 sleeve	89mm	6–10oz/180–300ml	597mm
L3400	1 sleeve	101mm	12–24oz/350–710ml	597mm

Construction: 22-gauge 304 stainless steel

E Box Systems Lid Dispensers

CODE	DESCRIPTION	W x D x H
L2910	(1) L2200C	197 x 645 x 197mm
L2920	(1) L2400C	197 x 645 x 197mm

Construction: high impact plastic



L2920

LidSaver 3 Dispenser



CONTACT US WITH
YOUR LID SIZE FOR
YOUR CUSTOM
CONFIGURATION

LidSaver™ 3 In-Counter Lid Dispensers

- Maximise limited space at busy dispenser stations with the LidSaver™ 3.
- Simple-to-use design allows customers to fill beverages and put on a lid using only one hand.
- Stylish look creates a noticeably more hygienic service in a clean and tidy environment.
- Overload protection added to prevent lids from getting stuck together.

In-Counter Lid Dispenser

CODE	DESCRIPTION	LID DIAMETER	LENGTH	CUT OUT
LS03IB	Horizontal	83 – 95mm	585mm	Ø140mm
LS03IVB	Vertical	83 – 95mm	585mm	Ø140mm
LS03PB	Horizontal	97 – 121mm	585mm	Ø140mm
LS03PVB	Vertical	97 – 121mm	585mm	Ø140mm

Mini In-Counter Lid Dispenser

CODE	DESCRIPTION	LID DIAMETER	LENGTH
LS03MS18B	Horizontal	44-81mm	457mm



LidSaver™ Dispenser Display

Configurable cabinets to dispense a variety of lid types such as cold drink, hot drink, tabbed, domed, contoured, slotted, gourmet coffee, soup cup all in a variety of lid sizes.

Please contact our office for more information.



Also
Available



Modular Bulk FIFO Dispenser

- Top loading, bottom dispensing for first-in, first-out use.
- Removable divider to allow horizontal plastic flatware dispensing.
- High capacity condiment dispensing to reduce labour spent refilling.

Modular Bulk FIFO Dispenser

CODE	W X D X H
MODBFD	227 x 306 x 421mm



Coffee Sleeve Dispenser

Coffee Sleeve Dispenser Black ABS plastic.

CODE	DESCRIPTION	W X D X H
CSLV-1	Vertical	165 x 122 x 251mm



Flush Mount Dispensers

Flush Mount Dispensers Black ABS plastic.

CODE	DESCRIPTION	W X D X H
FMS-7	200 capacity straw dispenser	268 x 114 x 187mm
FMF-3	Flatware holder	165 x 122 x 251mm



In-Counter Dispenser and Trash Chute

A Straw Dispenser

CODE	OUTER DIAMETER	CUT OUT HOLE	TUBE LENGTH
L320C	Ø136mm	106mm	152mm

Construction: 22-gauge 304 stainless steel

B Large Trash Chute

CODE	OUTER DIAMETER	CUT OUT HOLE	TUBE LENGTH
L360C	Ø170mm	153mm	133mm



Portion Cup & Lid Organiser

Portion Cup & Lid Organiser Removable dividers for easy cleaning. Non-slip rubber feet. Dishwasher safe. Adjustable to fit 2–3” cups and lids.

CODE	DESCRIPTION	W X D X H
A PCL3ADJ	Adjustable to fit 2–3” cups and lids	290 x 250 x 95mm



Countertop Condiment Organisers

Countertop Condiment Organisers Black ABS plastic and smoked acrylic.

CODE	DESCRIPTION	W X D X H
B CFIFO-4	4 section condiment holder	422 x 257 x 419mm
C CTCPAN3-6	3 x 1/6 clear plastic pans	195 x 533 x 371mm
D CTC-3X2V	Vertical condiment stand	289 x 270 x 416mm
E CTC-4V	4 high vertical condiment stand	151 x 270 x 527mm



Organisers

Organisers Use to store non-perishable condiments, flatware and napkins. To order Black add 110 to item code or for speckled grey add 480.

CODE	DESCRIPTION	W X D X H
F 6RS6	6-compartment	511 x 488 x 241mm
12RS12	12-compartment	648 x 543 x 362mm
5412CBP	Bin Only	130 x 305 x 110mm

Condiment & Straw Organizer Construction: high impact plastic.

CODE	DESCRIPTION	W X D X H
G L2900	(fits on all Dimensions cabinets)	208 x 637 x 241mm



Bulk Straw Dispensers

Bulk Straw Dispensers High capacity organiser. Removable lid & tray for easy cleaning.

CODE	DESCRIPTION	CAPACITY	W X D X H
ST500	Double-Sided	500	203 x 254 x 200mm
ST250	Single-Sided	250	203 x 254 x 108mm



F O O D s e r v i c e™
E Q U I P M E N T M A R K E T I N G

10 Carron Place
Kelvin Industrial Estate
East Kilbride
Glasgow G75 0YL

Call 01355 244 111
Email sales@fem.co.uk
Visit www.fem.co.uk
Follow     

